

Signify Classified - Internal
Cooper Lighting Solutions Photometric Lab
1121 Highway 74 South
Peachtree City, GA 30269



Scaled data based on original data using
LM-79-08 Approved Method: Electrical and Photometric Measurements of Solid-
State Lighting Products

Test Report Prepared for
Cooper Lighting Solutions
(formerly Eaton)

Brand: INVUE

Report Number: P869072

Luminaire Tested: **EMM2-HSN-SA2C-750-U-T4W-HSS**

Issue Date: 08/22/2024



Test Information

Test Method: LM-79-08
Report Number: P869072
Test Lab: INNOVATION CENTER(G3)
Issue Date: 08/22/2024
Manufacturer: COOPER LIGHTING SOLUTIONS (FORMERLY EATON)
Product Line: INVUE
Catalog Number: EMM2-HSN-SA2C-750-U-T4W-HSS
Description: EPIC MODERN SHORT HOUSING DISCRETE LED ARRAYS 120W 70CRI 5000K
FIXTURE w/ TYPE IV WIDE DISTRIBUTION OPTIC AND HOUSE SIDE SHIELD
Light Source: (20) 5000K CCT, 70 CRI LEDs
Ballast/Driver: ELECTRONIC DRIVER

Summary

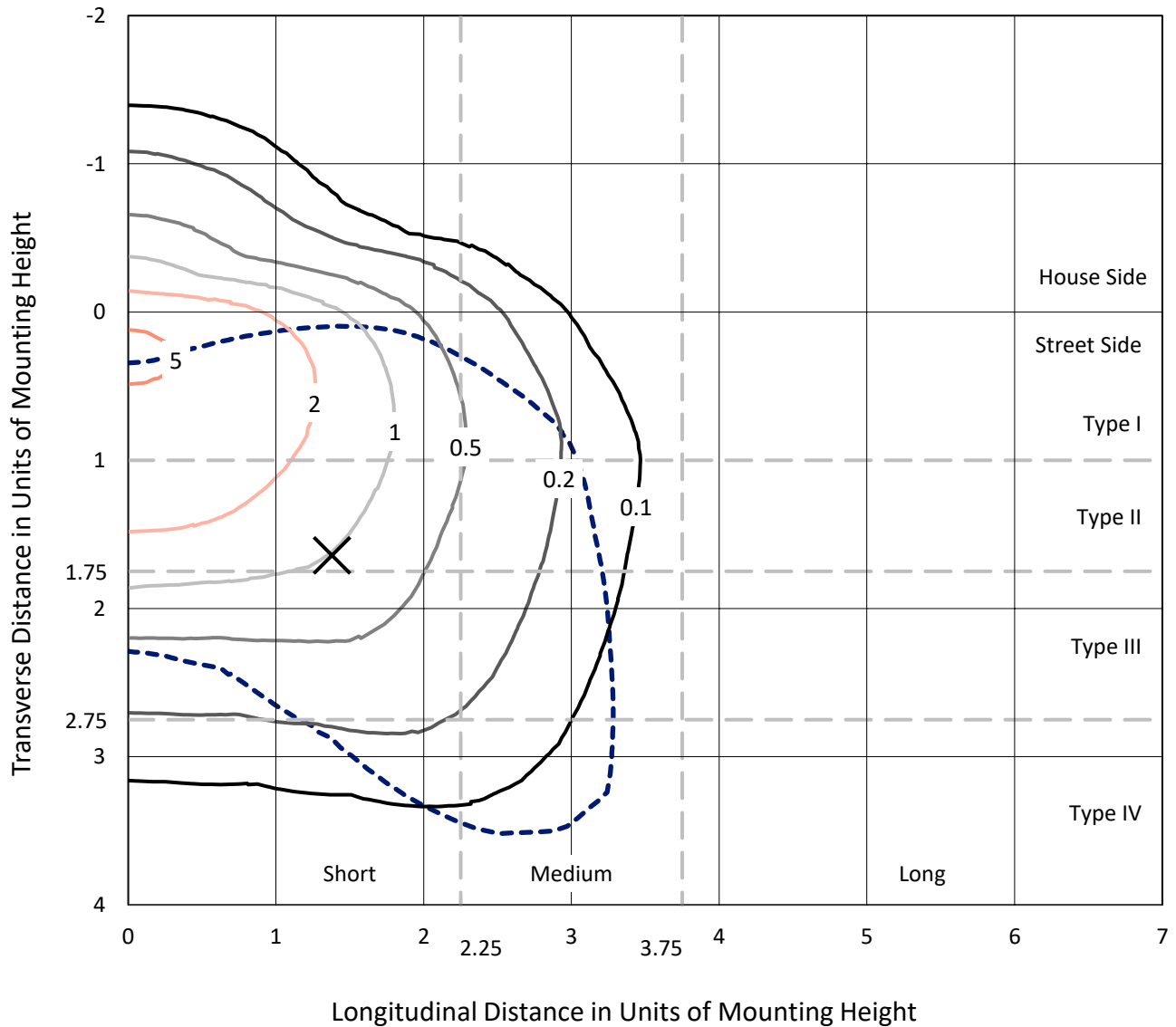
Lumens per Lamp: N/A
Luminaire Lumens: 9602.5 lumens
Efficiency: N/A
Efficacy: 95.1 lumens/watt
Luminous Opening: Rectangular (W 0.67' x L: 0.33' x H: 0')
IES Classification: Type IV - Short
BUG Rating: B1 - U0 - G2

Input Watts (W): 101
Input Voltage (V): 120
Input Current (A_{in}): NR
Voltage Rise (V): NR
Power Factor: 0.99
Total Harmonic Distortion (THDi): 9.45%
Frequency (hertz): 60
Stabilization Time: NR
Operation Time: NR
Ambient Temperature (°C): NR
Test Distance: 24 FT

REPORT NUMBER: P869072
 CATALOG NUMBER: EMM2-HSN-SA2C-750-U-T4W-HSS

Iso-Footcandle Lines of Horizontal Illumination

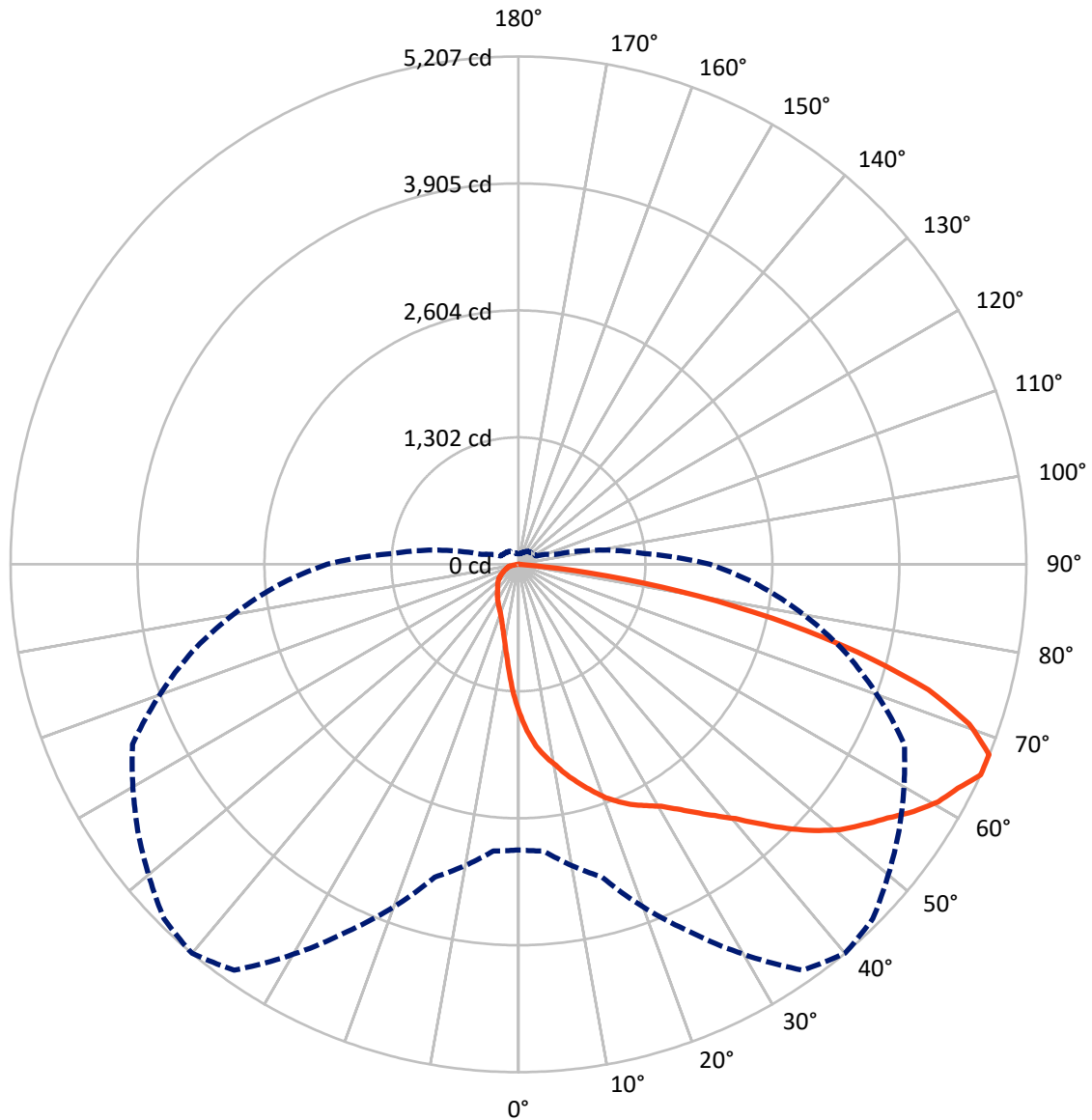
× Max cd
 - - - 1/2 Max cd



Based on 20 foot mounting height. Maximum calculated value = 5.5 fc
 Type IV - Short - N/A

REPORT NUMBER: P869072
CATALOG NUMBER: EMM2-HSN-SA2C-750-U-T4W-HSS

Luminous Intensity Polar Plot



— Vertical Plane Through 40-Deg Lateral - - - Horizontal Cone Through 65-Deg Vertical

REPORT NUMBER: P869072

CATALOG NUMBER: EMM2-HSN-SA2C-750-U-T4W-HSS

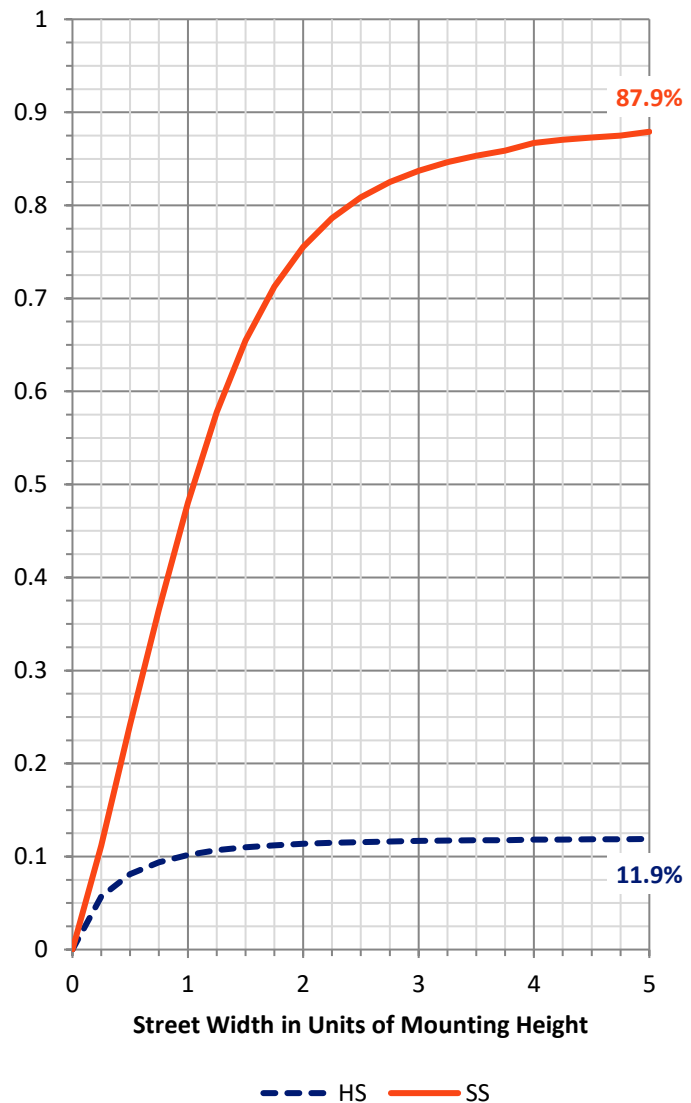
FLUX DISTRIBUTION:

		Downward	Upward	Total
House Side	Lumens	1149.6	0.0	1149.6
	% Fixture	12.0	0.0	12.0
Street Side	Lumens	8452.8	0.0	8452.8
	% Fixture	88.0	0.0	88.0
Total	Lumens	9602.5	0.0	9602.5
	% Fixture	100.0	0.0	100.0

Coefficient of Utilization

ZONAL LUMENS:

Zone	Lumens	% Fixture
0°-10°	142.9	1.5
10°-20°	429.6	4.5
20°-30°	739.0	7.7
30°-40°	1117.2	11.6
40°-50°	1633.6	17.0
50°-60°	2086.5	21.7
60°-70°	2082.2	21.7
70°-80°	1221.0	12.7
80°-90°	150.4	1.6
90°-100°	0.0	0.0
100°-110°	0.0	0.0
110°-120°	0.0	0.0
120°-130°	0.0	0.0
130°-140°	0.0	0.0
140°-150°	0.0	0.0
150°-160°	0.0	0.0
160°-170°	0.0	0.0
170°-180°	0.0	0.0
0°-90°	9602.5	100.0
0°-180°	9602.5	100.0



REPORT NUMBER: P869072

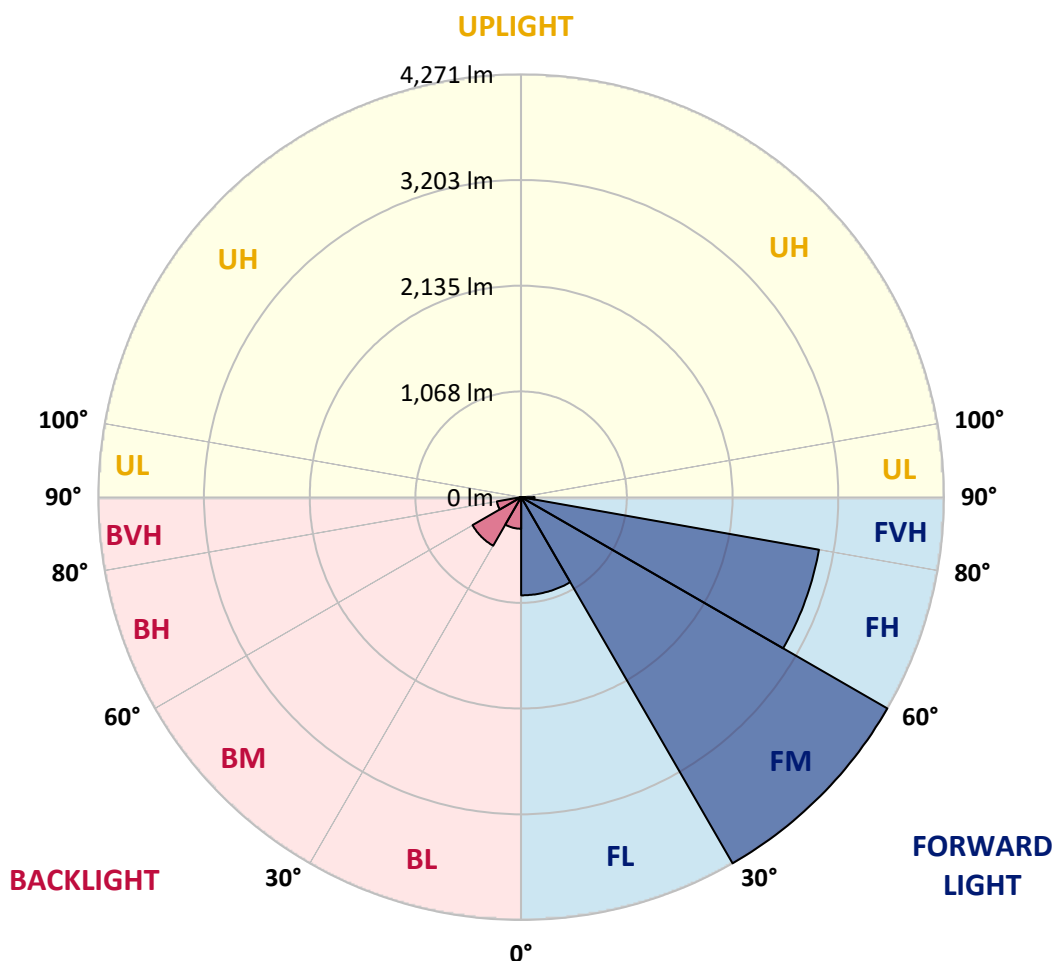
CATALOG NUMBER: EMM2-HSN-SA2C-750-U-T4W-HSS

LUMINAIRE CLASSIFICATION SYSTEM LUMEN TABLE AND BUG RATING:

Zone	Lumens	% Fixture	Zone Rating/Lumen Limit		
			B	U	G
FL (0°-30°)	991.8	10.3			
FM (30°-60°)	4270.7	44.5			
FH (60°-80°)	3054.4	31.8			G2/5000
FVH (80°-90°)	135.9	1.4			G2/225
BL (0°-30°)	319.8	3.3	B1/500		
BM (30°-60°)	566.5	5.9	B1/1000		
BH (60°-80°)	248.9	2.6	B1/500		G1/500
BVH (80°-90°)	14.5	0.2			G1/100
UL (90°-100°)	0.0	0.0		U0/0	
UH (100°-180°)	0.0	0.0		U0/0	

BUG Rating: B1-U0-G2

Type IV Short





REPORT NUMBER: P869072

CATALOG NUMBER: EMM2-HSN-SA2C-750-U-T4W-HSS

CANDELA DISTRIBUTION (FULL):

	0°	5°	15°	25°	35°	40°	45°	55°	65°	75°	85°
0°	1526.4	1526.4	1526.4	1526.4	1526.4	1526.4	1526.4	1526.4	1526.4	1526.4	1526.4
2.5°	1780.8	1772.7	1756.4	1742.9	1724.0	1707.7	1691.5	1661.7	1623.8	1591.3	1550.7
5°	1956.7	1943.2	1932.3	1916.1	1883.6	1870.1	1859.3	1797.0	1732.1	1664.4	1575.1
7.5°	2081.2	2092.0	2070.4	2046.0	2005.4	1989.2	1972.9	1910.7	1829.5	1732.1	1604.9
10°	2224.6	2227.3	2200.3	2170.5	2127.2	2094.7	2073.1	1997.3	1908.0	1799.7	1637.4
12.5°	2362.7	2362.7	2346.4	2303.1	2246.3	2216.5	2178.6	2092.0	1983.8	1856.6	1675.2
15°	2473.6	2479.0	2465.5	2433.0	2370.8	2330.2	2292.3	2192.2	2054.1	1921.5	1705.0
17.5°	2573.8	2571.0	2562.9	2533.2	2473.6	2441.1	2403.3	2292.3	2135.3	1972.9	1751.0
20°	2641.4	2641.4	2638.7	2622.5	2579.2	2554.8	2508.8	2392.4	2224.6	2048.7	1799.7
22.5°	2692.8	2690.1	2690.1	2692.8	2668.5	2644.1	2625.2	2508.8	2316.6	2113.7	1848.4
25°	2736.1	2733.4	2741.5	2747.0	2736.1	2730.7	2709.1	2619.8	2430.3	2189.4	1897.2
27.5°	2793.0	2801.1	2798.4	2798.4	2795.7	2801.1	2798.4	2722.6	2541.3	2270.6	1948.6
30°	2882.3	2895.8	2887.7	2876.9	2876.9	2879.6	2893.1	2844.4	2671.2	2370.8	2005.4
32.5°	3090.7	3077.1	3020.3	2982.4	2987.8	2990.5	3004.1	2977.0	2801.1	2484.4	2065.0
35°	3328.8	3312.6	3250.3	3163.7	3134.0	3123.1	3120.4	3104.2	2941.8	2606.2	2135.3
37.5°	3637.4	3642.8	3550.7	3426.3	3336.9	3269.3	3255.8	3220.6	3063.6	2717.2	2208.4
40°	3951.3	3929.6	3851.2	3729.4	3553.5	3429.0	3388.4	3339.7	3201.6	2833.6	2278.8
42.5°	4254.4	4213.8	4111.0	3978.4	3772.7	3637.4	3545.3	3483.1	3328.8	2960.8	2346.4
45°	4649.5	4533.2	4349.1	4230.0	3972.9	3862.0	3778.1	3640.1	3480.4	3088.0	2427.6
47.5°	4960.8	4736.1	4568.3	4516.9	4181.3	4078.5	4002.7	3810.6	3634.6	3231.4	2511.5
50°	4903.9	4765.9	4725.3	4679.3	4338.3	4276.1	4205.7	4005.4	3791.6	3383.0	2592.7
52.5°	4757.8	4774.0	4825.4	4747.0	4476.3	4433.0	4387.0	4213.8	3948.6	3507.4	2665.8
55°	4641.4	4673.9	4811.9	4787.6	4641.4	4592.7	4560.2	4419.5	4100.1	3621.1	2728.0
57.5°	4430.3	4403.3	4576.5	4857.9	4817.3	4779.4	4747.0	4636.0	4254.4	3702.3	2768.6
60°	4097.4	3997.3	4230.0	4771.3	4939.1	4944.5	4925.6	4798.4	4378.9	3702.3	2747.0
62.5°	3629.2	3534.5	3821.4	4481.7	5004.1	5055.5	5044.7	4855.2	4433.0	3621.1	2663.1
65°	2928.3	2949.9	3320.7	4154.3	5079.8	5207.0	5139.4	4763.2	4365.4	3464.1	2473.6
67.5°	2338.3	2403.3	2736.1	3729.4	5044.7	5204.3	5109.6	4503.4	4075.8	3244.9	2184.0
70°	1845.7	1889.0	2165.1	3155.6	4736.1	4903.9	4784.9	4105.6	3585.9	2906.6	1816.0
72.5°	1442.5	1483.1	1718.5	2525.0	4200.3	4395.1	4246.3	3569.7	2974.3	2465.5	1442.5
75°	1096.1	1125.8	1301.8	1945.9	3345.1	3588.6	3480.4	2857.9	2322.1	1951.3	1104.2
77.5°	706.4	747.0	944.5	1364.0	2362.7	2654.9	2668.5	2135.3	1669.8	1410.0	811.9
80°	468.2	484.4	606.2	887.7	1453.3	1680.7	1759.1	1442.5	1066.3	898.5	584.6
82.5°	194.9	216.5	289.6	446.6	728.0	730.7	836.3	608.9	433.0	381.6	246.3
85°	5.4	10.8	8.1	21.7	18.9	29.8	35.2	48.7	35.2	37.9	37.9
87.5°	0.0	0.0	2.7	2.7	5.4	5.4	5.4	5.4	5.4	8.1	5.4
90°	0.0	0.0	0.0	0.0	0.0	0.0	0.0	0.0	0.0	0.0	0.0



REPORT NUMBER: P869072

CATALOG NUMBER: EMM2-HSN-SA2C-750-U-T4W-HSS

CANDELA DISTRIBUTION (continued):

	90°	95°	105°	115°	125°	135°	145°	155°	165°	175°	180°
0°	1526.4	1526.4	1526.4	1526.4	1526.4	1526.4	1526.4	1526.4	1526.4	1526.4	1526.4
2.5°	1531.8	1507.4	1458.7	1420.8	1380.2	1350.5	1323.4	1293.6	1274.7	1277.4	1258.5
5°	1531.8	1485.8	1388.4	1301.8	1223.3	1166.4	1104.2	1055.5	1020.3	1014.9	1031.1
7.5°	1539.9	1464.1	1318.0	1188.1	1079.8	990.5	925.6	876.9	852.5	836.3	833.6
10°	1548.0	1447.9	1253.0	1088.0	952.6	855.2	798.4	744.3	717.2	714.5	706.4
12.5°	1553.5	1429.0	1193.5	987.8	847.1	755.1	698.2	654.9	633.3	633.3	630.6
15°	1572.4	1423.5	1131.3	912.0	765.9	676.6	627.9	592.7	579.2	571.0	568.3
17.5°	1588.6	1412.7	1077.1	836.3	692.8	614.3	568.3	544.0	530.4	525.0	522.3
20°	1613.0	1407.3	1025.7	774.0	638.7	562.9	527.7	506.1	498.0	492.6	492.6
22.5°	1637.4	1401.9	974.3	719.9	592.7	525.0	492.6	473.6	465.5	462.8	460.1
25°	1667.1	1399.2	931.0	673.9	552.1	495.3	465.5	449.3	438.4	433.0	433.0
27.5°	1696.9	1401.9	887.7	627.9	516.9	468.2	438.4	419.5	411.4	400.5	403.2
30°	1737.5	1404.6	852.5	590.0	487.1	441.1	414.1	389.7	378.9	373.5	373.5
32.5°	1778.1	1415.4	817.3	554.8	457.4	419.5	387.0	365.4	351.8	349.1	346.4
35°	1821.4	1423.5	784.8	525.0	433.0	395.1	362.7	341.0	330.2	327.5	327.5
37.5°	1870.1	1437.1	760.5	498.0	408.7	370.8	341.0	319.4	311.2	308.5	308.5
40°	1921.5	1458.7	741.5	473.6	389.7	349.1	322.1	303.1	297.7	295.0	295.0
42.5°	1972.9	1477.7	725.3	454.7	370.8	330.2	308.5	289.6	281.5	281.5	281.5
45°	2021.7	1491.2	709.1	435.7	351.8	316.6	292.3	276.0	267.9	267.9	267.9
47.5°	2065.0	1504.7	684.7	416.8	332.9	297.7	278.8	262.5	254.4	254.4	254.4
50°	2111.0	1512.9	657.6	392.4	313.9	284.2	265.2	246.3	240.9	238.2	238.2
52.5°	2148.9	1512.9	622.5	368.1	292.3	265.2	249.0	232.7	224.6	219.2	219.2
55°	2175.9	1512.9	584.6	338.3	270.6	249.0	232.7	216.5	205.7	197.6	197.6
57.5°	2192.2	1504.7	541.3	303.1	249.0	227.3	216.5	197.6	175.9	159.7	154.3
60°	2178.6	1480.4	495.3	265.2	224.6	208.4	200.3	175.9	146.1	138.0	138.0
62.5°	2121.8	1423.5	449.3	232.7	205.7	189.4	181.3	154.3	132.6	124.5	124.5
65°	1962.1	1285.5	392.4	203.0	184.0	173.2	162.4	138.0	119.1	108.3	108.3
67.5°	1729.4	1109.6	327.5	178.6	165.1	157.0	148.9	124.5	105.5	94.7	94.7
70°	1401.9	895.8	278.8	157.0	146.1	140.7	132.6	113.7	92.0	83.9	83.9
72.5°	1101.5	703.7	232.7	140.7	135.3	124.5	119.1	100.1	83.9	75.8	75.8
75°	820.0	525.0	205.7	124.5	124.5	111.0	108.3	89.3	73.1	67.7	67.7
77.5°	603.5	389.7	178.6	108.3	108.3	97.4	92.0	78.5	67.7	62.2	62.2
80°	408.7	265.2	132.6	81.2	81.2	78.5	73.1	67.7	56.8	51.4	48.7
82.5°	173.2	111.0	65.0	40.6	37.9	29.8	24.4	18.9	18.9	16.2	16.2
85°	29.8	13.5	13.5	10.8	8.1	8.1	8.1	5.4	5.4	5.4	5.4
87.5°	5.4	5.4	5.4	5.4	5.4	5.4	2.7	2.7	2.7	2.7	2.7
90°	0.0	0.0	0.0	0.0	0.0	0.0	0.0	0.0	0.0	0.0	0.0

LM-79-2019: Approved Method: Electrical and Photometric Measurements of Solid-
State Lighting Products

Report Prepared for

Cooper Lighting Solutions

Streetworks

Report Number: SP1-2407-157-6

Test Date: 08/07/2024

Luminaire Tested: MEM2-HTN-SA-40-750-U-5WQ-2

Data in this report applies to families of products including MEM2-HTN-SA-40-750-U-5WQ-2

Test Information

Test Method: LM-79-2019
 Report Number: SP1-2407-157-6
 Test Lab: COOPER LIGHTING SOLUTIONS
 Photometer: SP1 - 76IN SPHERE
 Measurement Geometry: 4π
 Issue Date: 08/20/2024
 Manufacturer: COOPER LIGHTING SOLUTIONS
 Product Line: Streetworks
 Catalog Number: **MEM2-HTN-SA-40-750-U-5WQ-2**
 Description: Epic Modern Light Square 40W 5WQ Optic and Flare Trim

Spectral Parameters

CCT (K): 5094
 CIE u': 0.2082
 CIE v': 0.4867
 Duv: 0.0032
 CIE x: 0.3430
 CIE y: 0.3564
 CIE z: 0.3006
 Peak Wavelength (nm): 451
 Dominant Wavelength (nm): 568
 Purity: 9.86439
 Rf: 73.7
 Rg: 93

CRI (Ra):	72.0		
R1:	68.6	R9:	-39.6
R2:	78.1	R10:	47.6
R3:	84.6	R11:	68.2
R4:	71.6	R12:	41.4
R5:	69.6	R13:	70.4
R6:	69.4	R14:	91.4
R7:	80.9	R15:	61.4
R8:	53.1		



Test Conditions

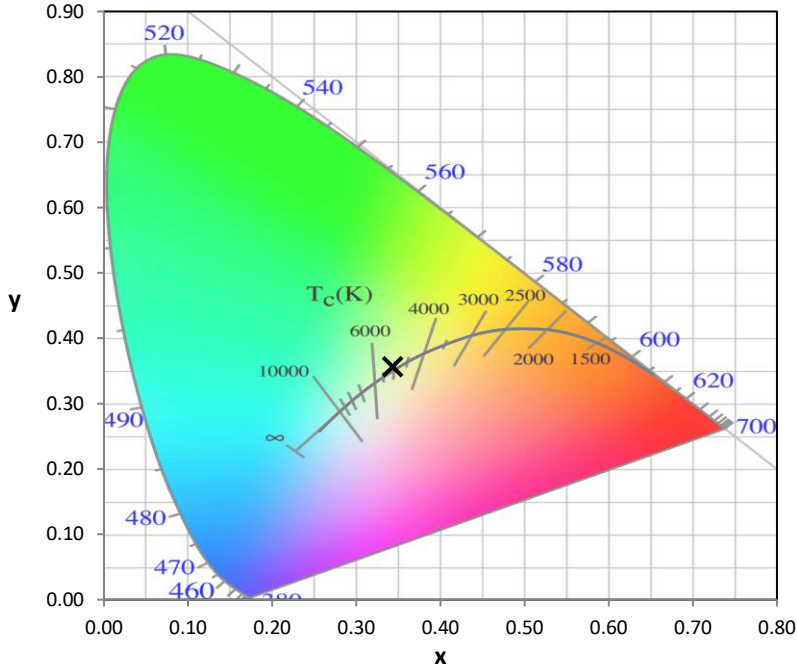
Stabilization Time: 20M
 Operation Time: 1H 20M
 Sphere Temperature (°C): 24.2

REPORT NUMBER: SP1-2407-157-6

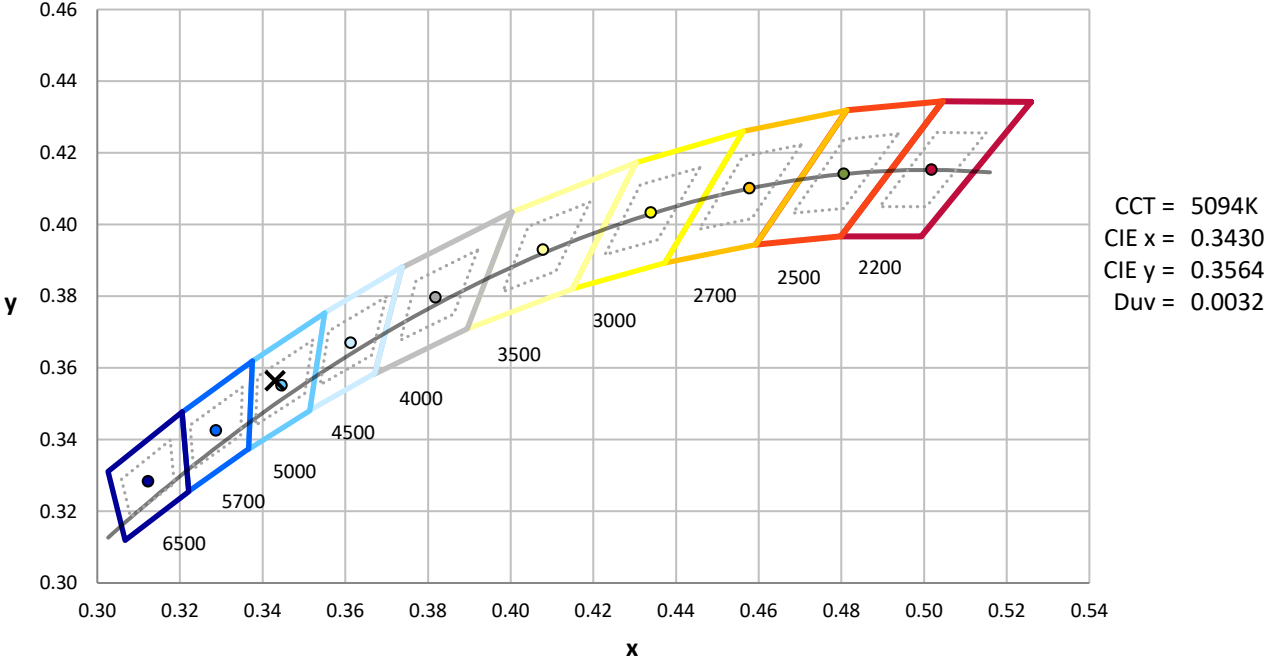
Measurement and Test Equipment			
Instrument	Identification Number	Calibration Date	Calibration Due Date
Photometer	IN0058	6/18/2024	12/18/2024
Power Meter	INXT2011004	2/8/2024	2/8/2025
AC Power Source	IN0063	10/24/2023	10/24/2024
DC Power Source	IN0208	10/24/2023	10/24/2024
Sphere Thermometer	IN0085	10/24/2023	10/24/2024
Room Thermometer	IN0046	10/24/2023	10/24/2024

REPORT NUMBER: SP1-2407-157-6

CIE 1931 Chromaticity Diagram



CIE 1931 Chromaticity Diagram with 2017 ANSI 7-Step and 4-Step Quadrangles



CCT = 5094K
 CIE x = 0.3430
 CIE y = 0.3564
 Duv = 0.0032

Point lies inside the ANSI 5000K 4-step quadrangle

REPORT NUMBER: SP1-2407-157-6

Photopic Flux vs. Wavelength



Photopic Lumens: NR

λ (nm)	Power W [^] /nm	Lumens (φ/nm)	λ (nm)	Power W [^] /nm	Lumens (φ/nm)	λ (nm)	Power W [^] /nm	Lumens (φ/nm)	λ (nm)	Power W [^] /nm	Lumens (φ/nm)	λ (nm)	Power W [^] /nm	Lumens (φ/nm)
360	0	NR	490	114	NR	620	361	NR	750	9	NR	880	0	NR
365	0	NR	495	145	NR	625	326	NR	755	8	NR	885	0	NR
370	0	NR	500	197	NR	630	294	NR	760	7	NR	890	0	NR
375	0	NR	505	259	NR	635	261	NR	765	6	NR	895	0	NR
380	0	NR	510	319	NR	640	232	NR	770	5	NR	900	0	NR
385	0	NR	515	373	NR	645	204	NR	775	4	NR	905	0	NR
390	0	NR	520	414	NR	650	179	NR	780	4	NR	910	0	NR
395	1	NR	525	445	NR	655	157	NR	785	3	NR	915	0	NR
400	3	NR	530	465	NR	660	136	NR	790	3	NR	920	0	NR
405	5	NR	535	482	NR	665	118	NR	795	2	NR	925	0	NR
410	9	NR	540	493	NR	670	102	NR	800	2	NR	930	0	NR
415	18	NR	545	505	NR	675	87	NR	805	2	NR	935	0	NR
420	36	NR	550	515	NR	680	75	NR	810	2	NR	940	0	NR
425	72	NR	555	527	NR	685	65	NR	815	1	NR	945	0	NR
430	134	NR	560	540	NR	690	56	NR	820	1	NR	950	0	NR
435	242	NR	565	550	NR	695	48	NR	825	1	NR	955	0	NR
440	407	NR	570	557	NR	700	41	NR	830	1	NR	960	0	NR
445	684	NR	575	561	NR	705	35	NR	835	1	NR	965	0	NR
450	988	NR	580	559	NR	710	30	NR	840	1	NR	970	0	NR
455	828	NR	585	551	NR	715	26	NR	845	1	NR	975	0	NR
460	473	NR	590	537	NR	720	22	NR	850	1	NR	980	0	NR
465	333	NR	595	516	NR	725	19	NR	855	0	NR	985	0	NR
470	232	NR	600	491	NR	730	16	NR	860	0	NR	990	0	NR
475	146	NR	605	461	NR	735	14	NR	865	0	NR	995	0	NR
480	113	NR	610	429	NR	740	12	NR	870	0	NR	1000	0	NR
485	106	NR	615	395	NR	745	10	NR	875	0	NR			

REPORT NUMBER: SP1-2407-157-6

Scotopic Flux vs. Wavelength



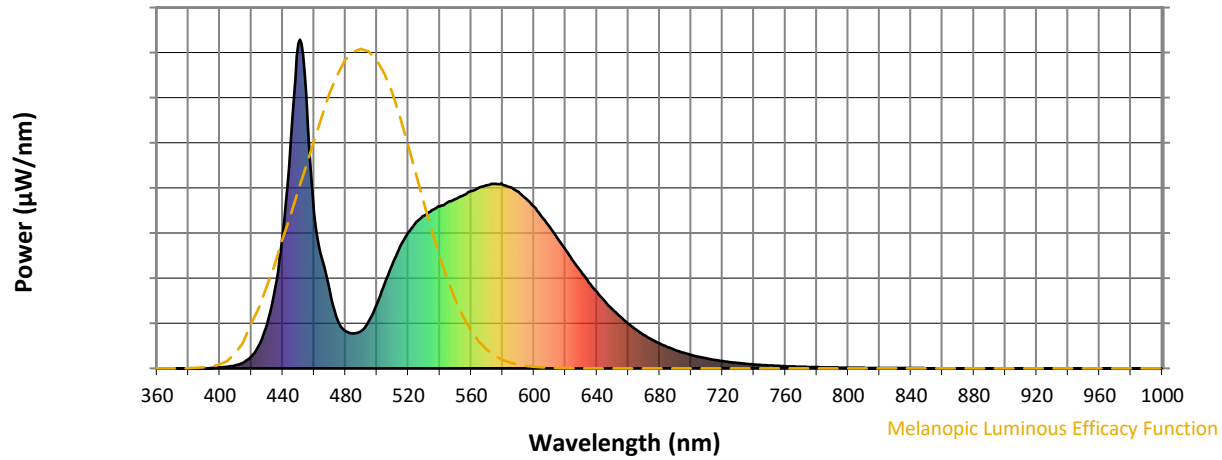
Scotopic Lumens: NR

S/P: 1.81

λ (nm)	Power W [^] /nm	Lumens (φ/nm)	λ (nm)	Power W [^] /nm	Lumens (φ/nm)	λ (nm)	Power W [^] /nm	Lumens (φ/nm)	λ (nm)	Power W [^] /nm	Lumens (φ/nm)	λ (nm)	Power W [^] /nm	Lumens (φ/nm)
360	0	NR	490	114	NR	620	361	NR	750	9	NR	880	0	NR
365	0	NR	495	145	NR	625	326	NR	755	8	NR	885	0	NR
370	0	NR	500	197	NR	630	294	NR	760	7	NR	890	0	NR
375	0	NR	505	259	NR	635	261	NR	765	6	NR	895	0	NR
380	0	NR	510	319	NR	640	232	NR	770	5	NR	900	0	NR
385	0	NR	515	373	NR	645	204	NR	775	4	NR	905	0	NR
390	0	NR	520	414	NR	650	179	NR	780	4	NR	910	0	NR
395	1	NR	525	445	NR	655	157	NR	785	3	NR	915	0	NR
400	3	NR	530	465	NR	660	136	NR	790	3	NR	920	0	NR
405	5	NR	535	482	NR	665	118	NR	795	2	NR	925	0	NR
410	9	NR	540	493	NR	670	102	NR	800	2	NR	930	0	NR
415	18	NR	545	505	NR	675	87	NR	805	2	NR	935	0	NR
420	36	NR	550	515	NR	680	75	NR	810	2	NR	940	0	NR
425	72	NR	555	527	NR	685	65	NR	815	1	NR	945	0	NR
430	134	NR	560	540	NR	690	56	NR	820	1	NR	950	0	NR
435	242	NR	565	550	NR	695	48	NR	825	1	NR	955	0	NR
440	407	NR	570	557	NR	700	41	NR	830	1	NR	960	0	NR
445	684	NR	575	561	NR	705	35	NR	835	1	NR	965	0	NR
450	988	NR	580	559	NR	710	30	NR	840	1	NR	970	0	NR
455	828	NR	585	551	NR	715	26	NR	845	1	NR	975	0	NR
460	473	NR	590	537	NR	720	22	NR	850	1	NR	980	0	NR
465	333	NR	595	516	NR	725	19	NR	855	0	NR	985	0	NR
470	232	NR	600	491	NR	730	16	NR	860	0	NR	990	0	NR
475	146	NR	605	461	NR	735	14	NR	865	0	NR	995	0	NR
480	113	NR	610	429	NR	740	12	NR	870	0	NR	1000	0	NR
485	106	NR	615	395	NR	745	10	NR	875	0	NR			

REPORT NUMBER: SP1-2407-157-6

Melanopic Flux vs. Wavelength



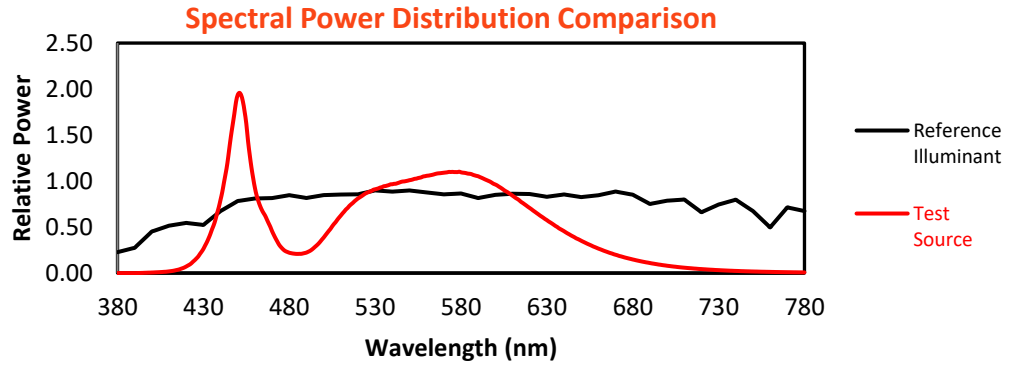
Melanopic Lumens: NR

M/P: 3.73

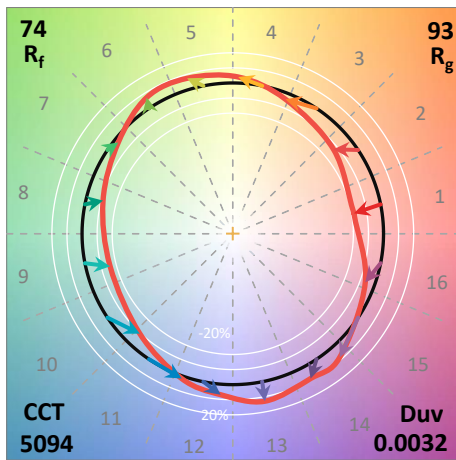
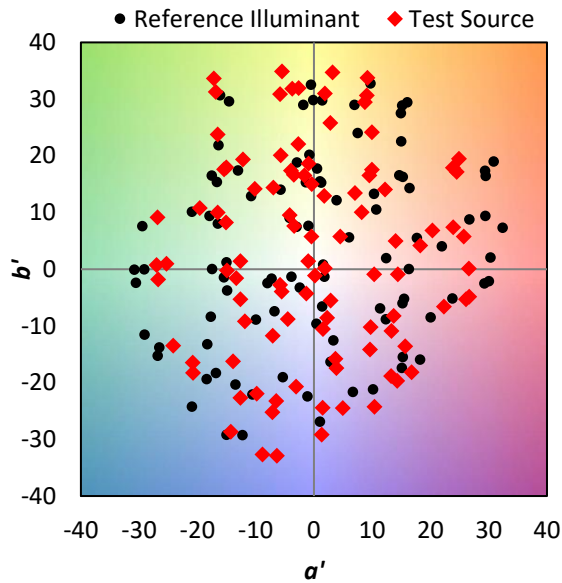
λ (nm)	Power W [^] /nm	Lumens (φ/nm)	λ (nm)	Power W [^] /nm	Lumens (φ/nm)	λ (nm)	Power W [^] /nm	Lumens (φ/nm)	λ (nm)	Power W [^] /nm	Lumens (φ/nm)	λ (nm)	Power W [^] /nm	Lumens (φ/nm)
360	0	NR	490	114	NR	620	361	NR	750	9	NR	880	0	NR
365	0	NR	495	145	NR	625	326	NR	755	8	NR	885	0	NR
370	0	NR	500	197	NR	630	294	NR	760	7	NR	890	0	NR
375	0	NR	505	259	NR	635	261	NR	765	6	NR	895	0	NR
380	0	NR	510	319	NR	640	232	NR	770	5	NR	900	0	NR
385	0	NR	515	373	NR	645	204	NR	775	4	NR	905	0	NR
390	0	NR	520	414	NR	650	179	NR	780	4	NR	910	0	NR
395	1	NR	525	445	NR	655	157	NR	785	3	NR	915	0	NR
400	3	NR	530	465	NR	660	136	NR	790	3	NR	920	0	NR
405	5	NR	535	482	NR	665	118	NR	795	2	NR	925	0	NR
410	9	NR	540	493	NR	670	102	NR	800	2	NR	930	0	NR
415	18	NR	545	505	NR	675	87	NR	805	2	NR	935	0	NR
420	36	NR	550	515	NR	680	75	NR	810	2	NR	940	0	NR
425	72	NR	555	527	NR	685	65	NR	815	1	NR	945	0	NR
430	134	NR	560	540	NR	690	56	NR	820	1	NR	950	0	NR
435	242	NR	565	550	NR	695	48	NR	825	1	NR	955	0	NR
440	407	NR	570	557	NR	700	41	NR	830	1	NR	960	0	NR
445	684	NR	575	561	NR	705	35	NR	835	1	NR	965	0	NR
450	988	NR	580	559	NR	710	30	NR	840	1	NR	970	0	NR
455	828	NR	585	551	NR	715	26	NR	845	1	NR	975	0	NR
460	473	NR	590	537	NR	720	22	NR	850	1	NR	980	0	NR
465	333	NR	595	516	NR	725	19	NR	855	0	NR	985	0	NR
470	232	NR	600	491	NR	730	16	NR	860	0	NR	990	0	NR
475	146	NR	605	461	NR	735	14	NR	865	0	NR	995	0	NR
480	113	NR	610	429	NR	740	12	NR	870	0	NR	1000	0	NR
485	106	NR	615	395	NR	745	10	NR	875	0	NR			

Summary

$R_f = 73.7$
 $R_g = 93$
 $CIE R_a = 72.0$
 $R_9 = -39.6$

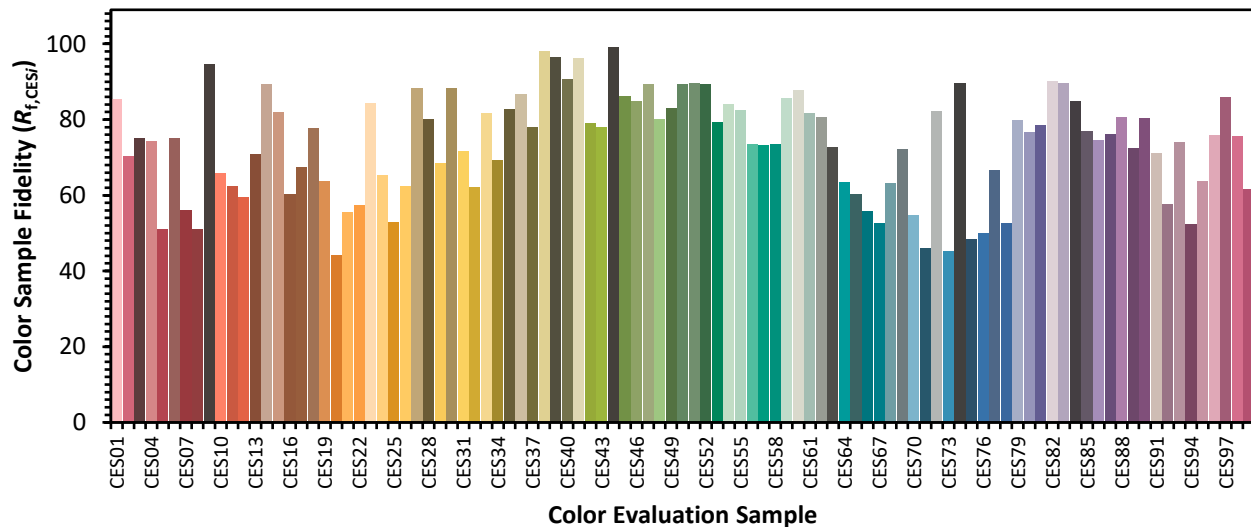


Color Vector Graphics

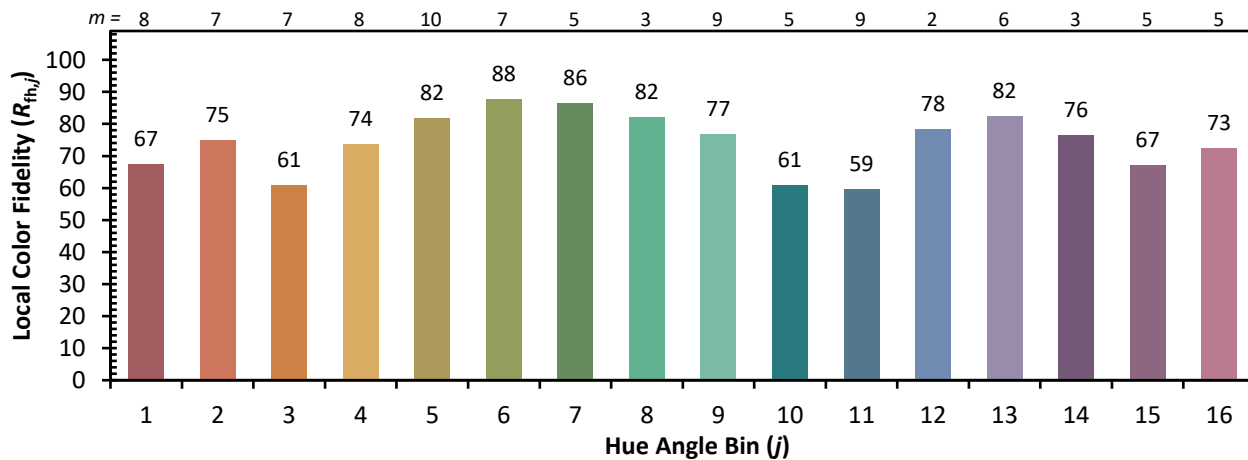
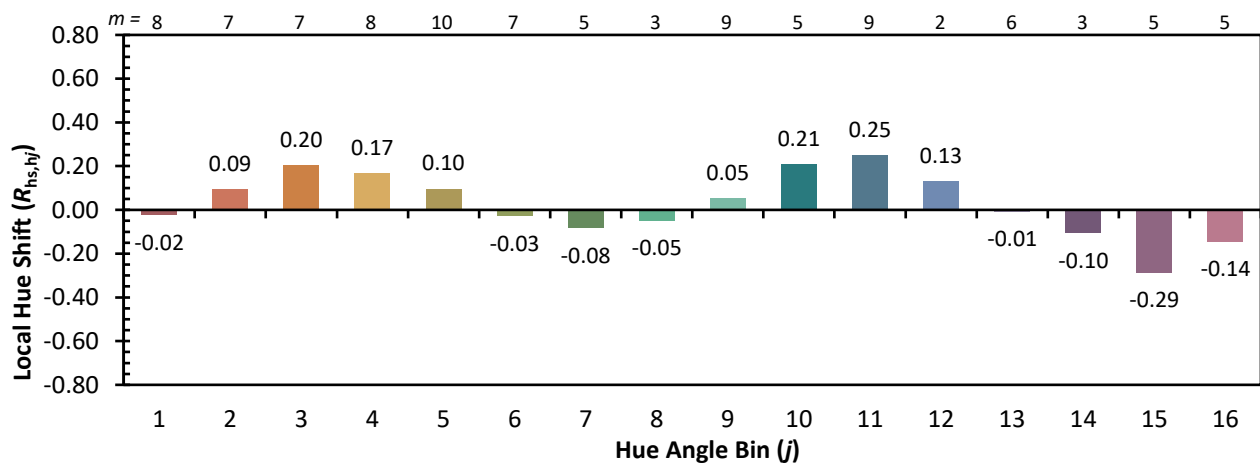


Individual Sample Fidelity Index ($R_{f,i}$)

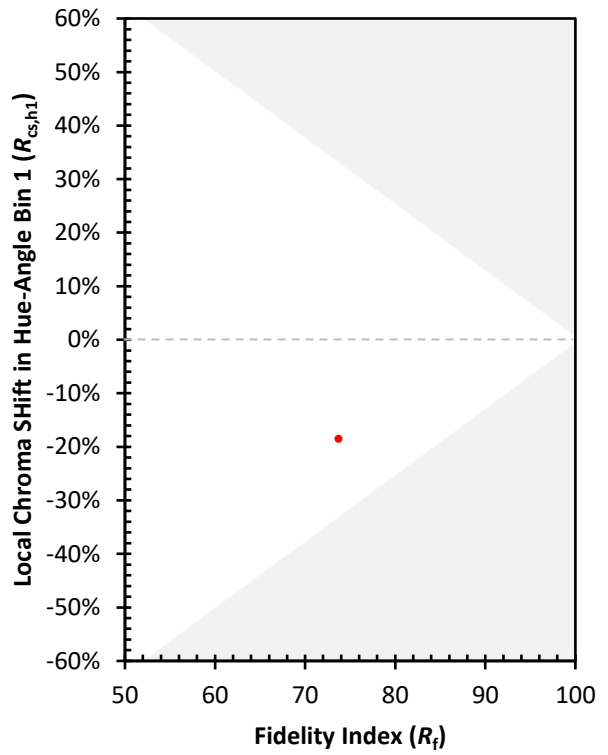
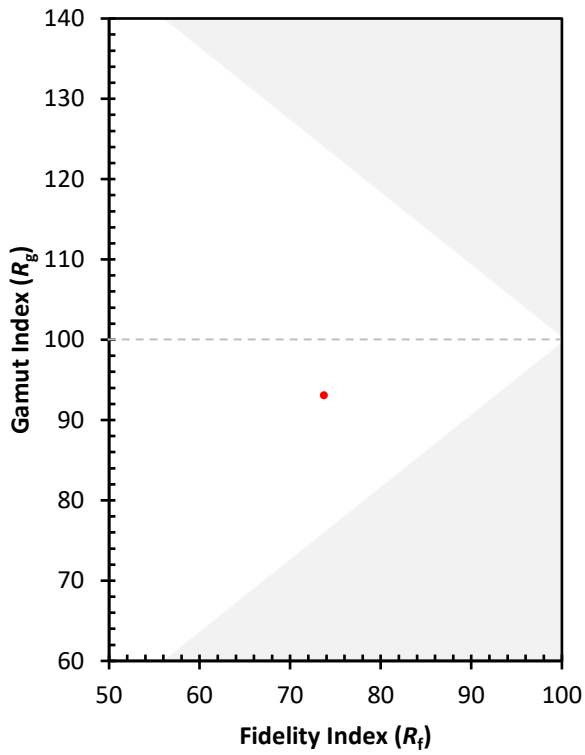
CES01 = 85	CES26 = 62	CES51 = 90	CES76 = 50
CES02 = 59	CES27 = 88	CES52 = 89	CES77 = 67
CES03 = 30	CES28 = 80	CES53 = 79	CES78 = 53
CES04 = 69	CES29 = 69	CES54 = 84	CES79 = 80
CES05 = 46	CES30 = 88	CES55 = 83	CES80 = 77
CES06 = 50	CES31 = 72	CES56 = 74	CES81 = 78
CES07 = 38	CES32 = 62	CES57 = 73	CES82 = 90
CES08 = 38	CES33 = 82	CES58 = 73	CES83 = 90
CES09 = 29	CES34 = 69	CES59 = 86	CES84 = 85
CES10 = 72	CES35 = 83	CES60 = 88	CES85 = 77
CES11 = 56	CES36 = 87	CES61 = 82	CES86 = 75
CES12 = 61	CES37 = 78	CES62 = 81	CES87 = 76
CES13 = 41	CES38 = 98	CES63 = 73	CES88 = 81
CES14 = 74	CES39 = 96	CES64 = 63	CES89 = 72
CES15 = 70	CES40 = 91	CES65 = 60	CES90 = 80
CES16 = 46	CES41 = 96	CES66 = 56	CES91 = 71
CES17 = 49	CES42 = 79	CES67 = 53	CES92 = 58
CES18 = 55	CES43 = 78	CES68 = 63	CES93 = 74
CES19 = 71	CES44 = 99	CES69 = 72	CES94 = 52
CES20 = 63	CES45 = 86	CES70 = 55	CES95 = 64
CES21 = 85	CES46 = 85	CES71 = 46	CES96 = 76
CES22 = 77	CES47 = 89	CES72 = 82	CES97 = 86
CES23 = 91	CES48 = 80	CES73 = 45	CES98 = 76
CES24 = 90	CES49 = 83	CES74 = 90	CES99 = 62
CES25 = 71	CES50 = 89	CES75 = 48	



Color Rendition by Hue-Angle Bin



Measure Comparisons



(END OF REPORT)